

grad'UAL




MODEL : RM10T

10 BLADES



PRODUCTIVITY

Grooving speed adjustable up to **200 feet per minute**.
Speed adapted to large planing units with automatic system for loading and unloading boards.



EFFICIENCY

Machine fitted with either carbide blades (for soft wood species) or diamond blades (for hard wood species).
Extreme precision sawing leaving grooves sawdust-free thanks to sharp fine-tooth blades.



VERSATILITY

Quick and easy adjustment of the saws position **to move from one profile to another**.
Fast and automatic lowering of all blades to allow the machine to turn into a simple table for planing boards without Grad grooves.

CHARACTERISTICS:

CONNECTION TO THE THREE-PHASE ELECTRIC POWER NETWORK.

MACHINE POWER : 36,4 KW

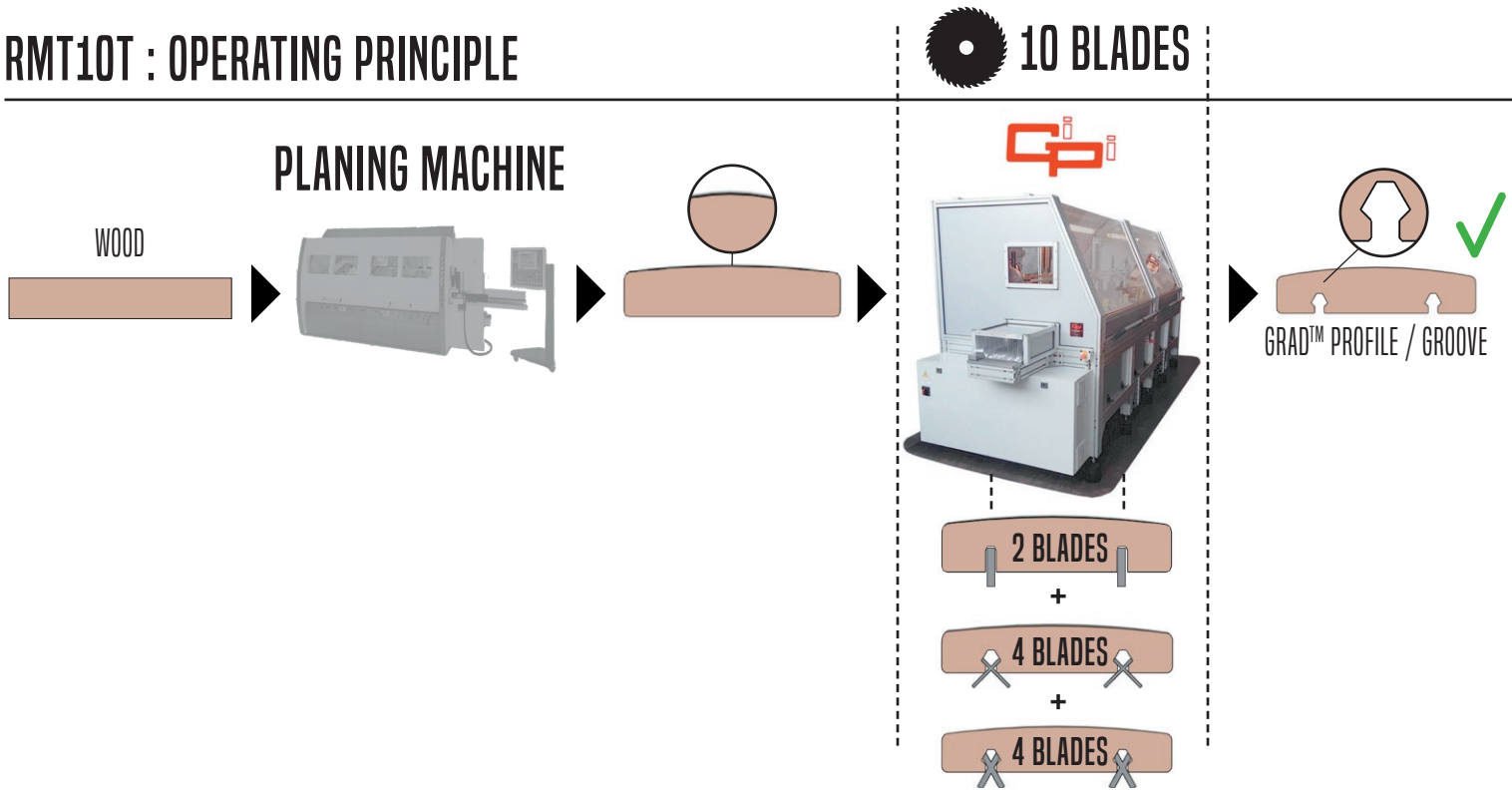
WEIGHT : 4850 LBS

CONNECTION TO THE COMPRESSED-AIR NETWORK : 87 PSI MINIMUM

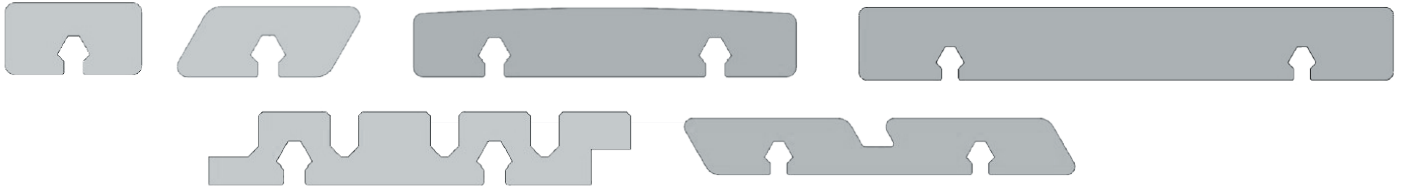
SUCTION CONNECTION : 1 PIPE DIAM. 9.45 INCHES

OPERATING PRINCIPLE

RMT10T : OPERATING PRINCIPLE



DIFFERENT PROFILES



CONTACT :

Grad™ concept inc
1201 North Market Street Suite 111,
Wilmington, DE 19801, USA

Tel. : (800) 319 7089
Email: infoUS@gradconcept.com

YOUTUBE VIDEO



VIDEO
GROOVING MACHINE



MODEL : RM10T

FCA AZZANO DECIMO, ITALIE,
106,000€, EXCL.
ON-SITE COMMISSIONING.

us.gradconcept.com

Non-contractual photographs and illustrations. © Reproduction prohibited. Do not throw on the public highway.

27/04/22